

W77

Osram

VALVES

W77 VARIABLE-MU SCREENED PENTODE

DESCRIPTION

Type W77 is an indirectly heated variable-mu pentode in the miniature range, and is suitable for R.F. and I.F. amplifiers.

RATINGS

Heater Voltage	6.3	volts
Heater Current	0.2	approx. amps
Anode Voltage	250	max. volts
Anode Dissipation	2.5	max. watts
Screen Voltage	250	max. volts
Screen Dissipation	0.5	max. watts
Impedance*	0.5	approx. megohm
Mutual Conductance*	2.5	mA/V

* measured at $V_a = V_{g_2} = 200$; $V_{g_1} = -2.5$

Capacitances (taken on valve with external screening can) :

Control Grid to all other electrodes	4.2	approx.	pF
Anode to all other electrodes	7.0	"	"
Anode to Control Grid	0.006	"	"

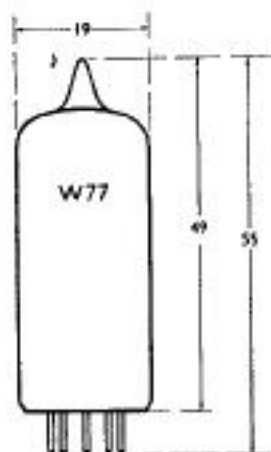
OPERATING CONDITIONS

R.F. Amplifier, Class A

Anode Voltage	200	200	volts
Screen Voltage	200	200	volts
Suppressor Voltage	0	0	volts
Anode Current	8.0	7.7	mA
Screen Current	2.0	1.9	mA
Cathode Bias Resistor	250	270	ohms
Control Grid Voltage	-2.5	-2.7	volts

The effective external grid to cathode resistance should not exceed 4 megohms.

DIMENSIONS



All dimensions are in mm and are the maximum except where otherwise stated.

BASE



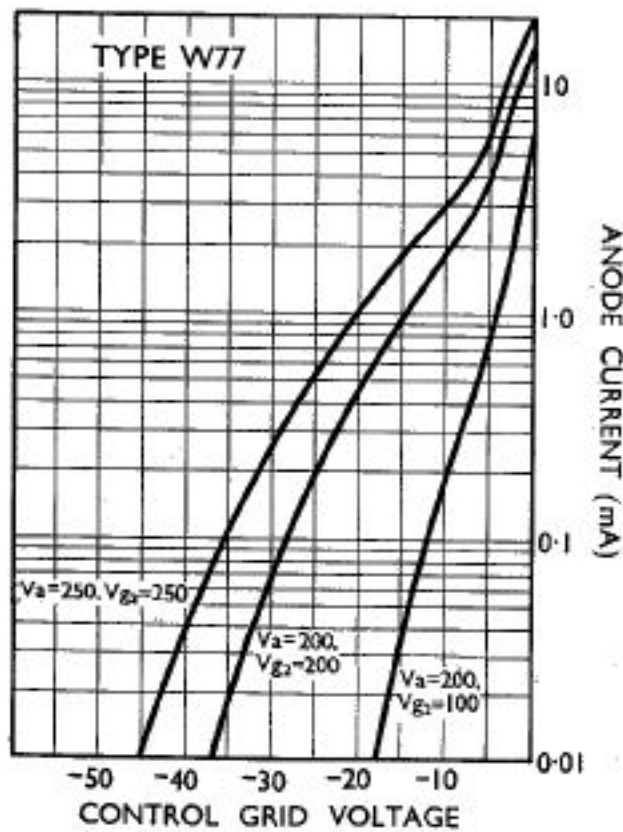
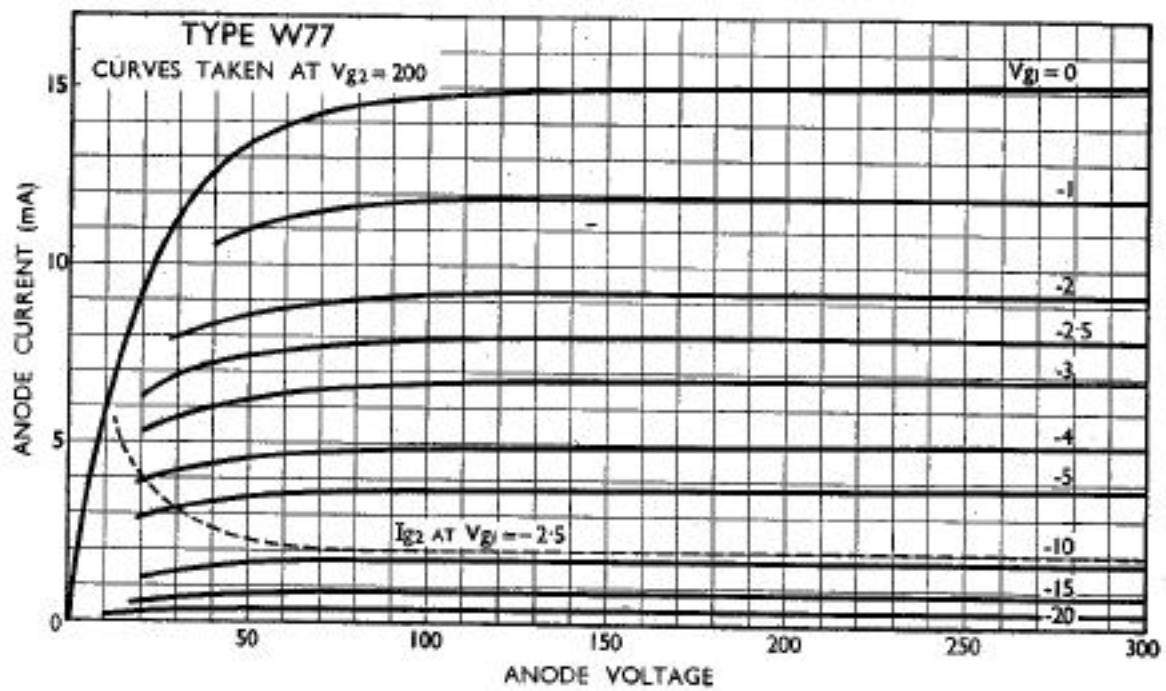
View looking on underside of base.

B7G

- Pin 1: Control Grid, g_1
- 2: Cathode
- 3: Heater
- 4: Heater
- 5: Anode
- 6: Suppressor Grid, g_3 and Shield
- 7: Screen Grid, g_2

An internal shield is fitted to this valve and joined to pin 6.

TYPE W77



CHARACTERISTIC CURVES OF AVERAGE VALVE.